


RESERVDELAR SPARE PARTS

AS1

Rev. 02 2606



Informationen i detta dokument tillhör Automatic Systems och är konfidentiell. Mottagaren skall avstå från att använda den för något annat ändamål än för användning av de produkter eller genomförande av det projekt som informationen avser och från att kommunicera den till tredje part utan skriftligt förhandsgodkännande från Automatic Systems.

Dokumentet kan komma att ändras utan föregående meddelande.



REVISIONS





Rev.	Date	Ecrit par Written by	Vérifié par Checked by	Modification
00	18/04/2026	MC	TD	Edition initiale <i>Initial edition</i>
01	26/05/2026	TD	TD	New items added & update
02	26/06	TD	HP	New items added

-ATTENTION-

Ce manuel de pièces détachées annule et remplace les précédentes versions. Seules les références incluses dans ce manuel peuvent être commandées.

-WARNING-





This spare parts manual cancels and replaces previous versions.. Only the references included in this manual can be ordered

Rappel des couleurs standards <i>Reminder of standard colors</i>			
Code RAL <i>RAL Code</i>	Teinte <i>Tint</i>	Aspect <i>Appearance</i>	(Code Hex) <i>(Hex Code)</i>
2000	Orange <i>Orange</i>		#DA6E00
3020	Rouge <i>Red</i>		#BB1E10
7016	Gris anthracite <i>Charcoal grey</i>		#383E42
9010	Blanc <i>White</i>		#F1ECE1

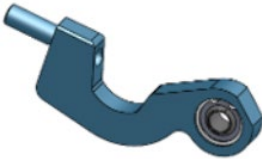
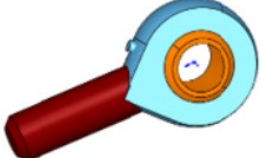

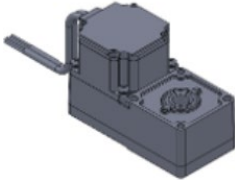

Sommaire:

1. Fût /Barrier.....	4
<i>Ensemble Ressort / spring assembly.....</i>	4
<i>Ensemble cinématique basse / Lower Kinematic Assembly.....</i>	5
<i>Ensemble cinématique balancier-bielle / Rocker–Rod Kinematic Assembly.....</i>	6
<i>Platine électronique, Logique / Electronic Logic Board.....</i>	6
<i>Capot / Cover.....</i>	8
<i>Ensemble porte / Door Assembly.....</i>	9
<i>Fixations Lisse / Fixing Boom.....</i>	10
<i>Fixation lisse dégonflable / Removable Fixing Boom.....</i>	10
<i>Fixation Lisse articulée / Articulated Fixing Boom.....</i>	11
2. Lisse & lyre/Boom & Tip	12
<i>Lisse Standard / Standard Barrier Boom.....</i>	12
<i>Lisse Dégonflable / Removable Boom.....</i>	12
<i>Lisse Articulée / Articulated Rail.....</i>	12
<i>Lisse semi-renforcée Alu 175x60 /Semi- reinforced Aluminum Booms 175x60.....</i>	13
<i>Module Led / LED Module.....</i>	14
<i>Bandeau LED / LED Strip.....</i>	14
<i>Filet Alu / Aluminum Skirts.....</i>	14
<i>Lyre / Tip.....</i>	15
3. Accessoires & Kit & Options/Accessories & Kit & Options.....	16
<i>Accessoires / Accessories.....</i>	16
<i>Options basiques / Basic Options.....</i>	17
4. Kit Visserie.....	23
<i>Kit &visserie / Kit & Screws.....</i>	23


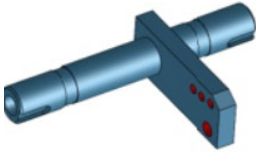
1.Fût /Barrier

<i>Ensemble Ressort / spring assembly</i>			
	RESSORT CROCHET Ø5,5MM	HOOK SPRING Ø5.5 MM	RES-E-0146148
	KIT PASSAGE RESSORTS DE 1 VERS PLUSIEURS (RESSORTS NON INCLUS)	KIT SWICH FROM SINGLE TO MULTIPLE SPRINGS (SPRINGS NOT INCLUDED)	ENS6954-SPP
	ROTULE POUR RESSORT + VIS AS1 SPP	SPRING BALL JOINT	EMB-E-0124065-SPP
	BOUCHON POUR CHASSIS BLSS AS1	PLUG FOR AS1 BARRIER	CCH-E-0117521



Ensemble cinématique basse / Lower Kinematic Assembly

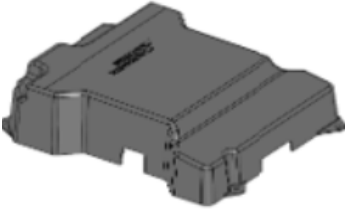
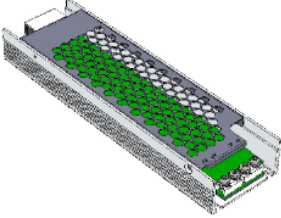
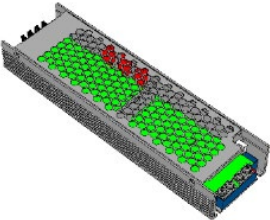

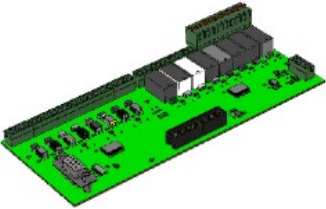
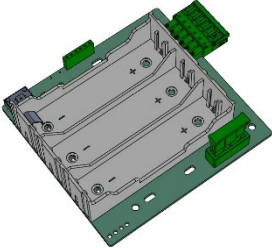
	<p>ENS. BIELLE COL DE CYGNE</p>	<p>SWAN-NECK CONNECTING ROD ASSEMBLY</p>	<p>AME-E-0117309-SPP</p>
	<p>CHAPE A ROTULE KA 16 JEU C2 GAUCHE</p>	<p>EFT-HAND KA16 BALL JOINT CLEVIS C2 CLEARANCE</p>	<p>E/3552/000</p>
	<p>PALIER F205 Ø25</p>	<p>F205 BEARING Ø25</p>	<p>PAL-E-0145951</p>
	<p>MOTOREDUCTEUR BOHEZ BRUSHLESS 120W-24VDC</p>	<p>BOHEZ BRUSHLESS GEAR MOTOR 120 W – 24 V DC</p>	<p>0/7051/358</p>
	<p>MOTOREDUCTEUR ZD 400W RAPPORT de REDUCTION</p>	<p>ZD 400 W GEAR MOTOR REDUCTION RATIO</p>	<p>0/7116/347</p>

Ensemble cinématique balancier-bielle / Rocker-Rod Kinematic Assembly




	<p>PALIER TOLE USPFL 208 (PFL208-US208G2))</p>	<p>USPFL 208 SHEET-METAL PILLOW BLOCK (PFL208-US208G2)</p>	<p>PAL-E-0020852</p>
	<p>AXE AVEC BALANCIER</p>	<p>SHAFT WITH ROCKER ARM</p>	<p>AXA-E-0107689</p>

Platine électronique, Logique / Electronic Logic Board

	<p>ENS.CARTE PHOENIX-1 + CONNECTEURS+VIS AS1 SPP</p>	<p>PHOENIX-1 BOARD SET + CONNECTORS + AS1 SCREWS SPP</p>	<p>E/7116/946-SPP</p>
 <p style="color: red; font-size: 2em; font-weight: bold; margin-left: 150px;">x3</p>	<p>KIT BATTERIE BUFFER x3 POUR CARTE PHOENIX-01 - AS1 SPP</p>	<p>KIT BATTERY BUFFER X3 PHOENIX-01 BOARD ASSEMBLY - AS1 SPP</p>	<p>E/7117/262-SPP</p>

	<p>CACHE PLATINE</p>	<p>PLATINE COVER</p>	<p>CCH-E-0140955</p>
	<p>ALIMENTATION MEAN WELL UHP 200-24 PETIT MOTEUR</p>	<p>MEAN WELL UHP-200-24 POWER SUPPLY FOR SMALL MOTOR</p>	<p>E/7050/346</p>
	<p>ALIMENTATION MEAN WELL UHP 350-24 GROS MOTEUR</p>	<p>MEAN WELL UHP-350-24 POWER SUPPLY FOR LARGE MOTOR</p>	<p>0/7114/126</p>
	<p>BATTERIE POUR CARTE PHOENIX-01 - TYPE LIR2450 -</p>	<p>BATTERY FOR PHOENIX-01 BOARD – LIR2450 TYPE –</p>	<p>E/7117/261</p>
	<p>ENSEMBLE CARTE PHOENIX- CARTE I/O - ENTREE / SORTIE +VIS</p>	<p>PHOENIX-02 BOARD ASSEMBLY) I/O BOARD (INPUT/OUTPUT) + SCREWS</p>	<p>E/7117/003-SPP</p>
	<p>CARTE RESERVE D'ENERGIE 24VDC – AS1676</p>	<p>BUFFER CARD ENERGY SAVING BOARD 24 VDC AS1676</p>	<p>E/7117/206-SPP</p>


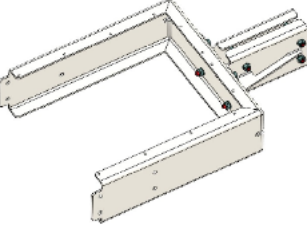
Capot / Cover

	<p>ASSEMBLAGE CAPOT JOINT ROND V4 AS1 SPP</p>	<p>ROUND-SEAL COVER ASSEMBLY V4 AS1 SPP</p>	<p>AME-E-0112072-SPP</p>
	<p>JOINT CAPOT</p>	<p>HOOD SEAL</p>	<p>JNT-E-0123492</p>
	<p>SERRURE EUROL.4604-03-02 CLE 004</p>	<p>EUROL LOCK 4604-03-02 KEY 004</p>	<p>0/7000/330</p>

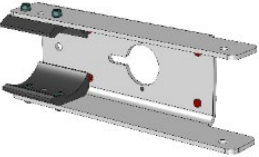
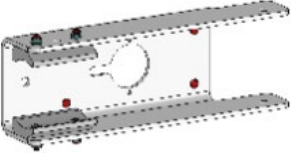
Ensemble fût / Housing assembly



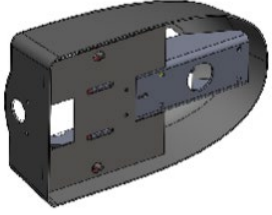
	<p>ENSEMBLE FUT SANS PORTES</p>	<p>HOUSING ASSEMBLY WITHOUT DOORS</p>	<p>CHA6953-SPP</p>			
	<p>STRIP LED POUR FUT</p>	<p>STRIP LED FOR HOUSING</p>	<p>E/7116/956-SPP</p>			
	<p>ENSEMBLE PORTE 2.5MM</p>	<p>DOOR ASSEMBLY 2.5MM</p>	<p>AME-E-0109445-C-1-SPP</p>			
	<p>CONFIGURABLE: COULEURS / CUSTOMIZABLE: COLORS</p> <table border="1" style="width: 100%; text-align: center;"> <tr> <td style="background-color: #e69d00; color: white;">RAL 2000</td> <td style="background-color: #a52a2a; color: white;">RAL 3020</td> <td style="background-color: #2e2e2e; color: white;">RAL 7016</td> <td style="background-color: #d3d3d3;">RAL 9010</td> </tr> </table>			RAL 2000	RAL 3020	RAL 7016
RAL 2000	RAL 3020	RAL 7016	RAL 9010			

Fixations Lisse / Fixing Boom

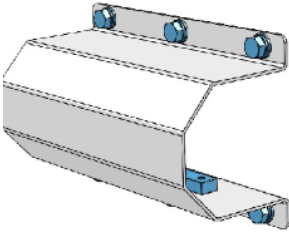
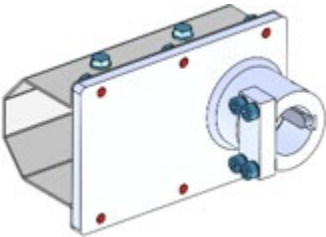
	<p>ENS. FIXATION LISSE AS1 SPP</p>	<p>CUT-OUT FIXING BOOM ASSEMBLY AS1 SPP</p>	<p>AME-E-0113648-SPP</p>
	<p>ENS. ETRIER LISSE CENTRALE POUR LISSE ALU</p>	<p>ASS. CENTRAL BOOM STIRRUP FOR ALUMINIUM BOOM</p>	<p>LIS-E-0138584-ALU-SPP</p>
	<p>ENS. ETRIER LISSE CENTRALE POUR LISSE RENF</p>	<p>ASS. CENTRAL BOOM STIRRUP FOR REINFORCED BOOM</p>	<p>LIS-E-0138584-RENF-SPP</p>
	<p>ENS. ETRIER LISSE CENTRALE LISSE FDV</p>	<p>ASS. CENTRAL BOOM STIRRUP FOR FIBERGLASS BOOM</p>	<p>LIS-E-0138584-VUTR-SPP</p>

Fixation lisse dégondable / Removable Fixing Boom

	<p>ENS. DEGONDAGE LISSE DIAM 84 PHOENIX AS1 SPP</p>	<p>Ø84 BOOM DEGONDING ASSEMBLY PHOENIX AS1 SPP</p>	<p>AME-E-0116193-SPP</p>
	<p>ENS. DEGONDAGE LISSE PROTECTA PHOENIX AS1 SPP</p>	<p>PROTECTA PHOENIX BOOM UNHINGING ASSEMBLY AS1 SPP</p>	<p>AME-E-0117353-SPP</p>


	<p>ENS. CAPTEUR INDUCTIF DE LISSE DEGONDEE PHOENIX</p>	<p>PHOENIX UNHINGED- BOOM INDUCTIVE SENSOR ASSEMBLY</p>	<p>DET6698-SPP</p>
	<p>ENS ÉJECTION REGONDABLE ARRIÈRE (OPPOSÉ DE LA VOIE) AS1 SPP</p>	<p>REAR RE-HINGEABLE EJECTION ASSEMBLY (TRACK OPPOSITE SIDE) AS1 SPP</p>	<p>ENS1912-SPP</p>
	<p>ENS EJECTION REGONDABLE AVANT (SENS DE LA VOIE) AS1 SPP</p>	<p>FRONT RE-HINGEABLE EJECTION ASSEMBLY (TRACK DIRECTI ON SIDE) AS1 SPP</p>	<p>ENS0640-SPP</p>

Fixation Lisse articulée / Articulated Fixing Boom


	<p>TOLE DE FIXATION POUR LISSE ARTICULEE AS1 SPP</p>	<p>FIXING PLATE FOR ARTICULATED BOOM AS1 SPP</p>	<p>TOL-E-0124051-SPP</p>
	<p>ENS. SUPPORT PR LISSE ARTICULEE AJUSTABLE BLS AS1 SPP</p>	<p>FIXING BRACKET FOR ARTICULATED BOOM AS1 SPP</p>	<p>AME-E-0113947-SPP</p>

2. Lisse & lyre/Boom & Tip


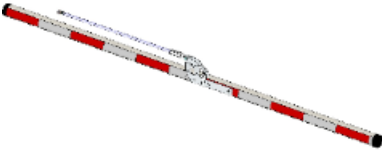
Lisse Standard / Standard Barrier Boom


	ENS LISSE 2M AS1 SPP	2M BOOM ASSEMBLY AS1 SPP	LIA-E-0107580-02-SPP
	ENS LISSE 3M AS1 SPP	3M BOOM ASSEMBLY AS1 SPP	LIA-E-0107580-03-SPP
	ENS LISSE 4M AS1 SPP	4M BOOM ASSEMBLY AS1 SPP	LIA-E-0107580-04-SPP
	ENS LISSE 5M AS1 SPP	5M BOOM ASSEMBLY AS1 SPP	LIA-E-0107580-05-SPP
	ENS LISSE 6M AS1 SPP	6M BOOM ASSEMBLY AS1 SPP	LIA-E-0107580-06-SPP
	ENS LISSE 7M AS1 SPP	7M BOOM ASSEMBLY AS1 SPP	LIA-E-0107580-07-SPP

Lisse Dégondable / Removable Boom


	ENS LISSE DEGONDAGE 2M AS1 SPP	2M UNHINGING BOOM ASSEMBLY AS1 SPP	AME-E-0116192-02-SPP
	ENS LISSE DEGONDAGE 3M AS1 SPP	3M UNHINGING BOOM ASSEMBLY AS1 SPP	AME-E-0116192-03-SPP
	ENS LISSE DEGONDAGE 4M AS1 SPP	4M UNHINGING BOOM ASSEMBLY AS1 SPP	AME-E-0116192-04-SPP

Lisse Articulée / Articulated Rail



	ENS LISSE ARTICULEE 4M KIT (ADJUSTABLE) AS1 SPP	4M ARTICULATED BOOM ASSEMBLY KIT (ADJUSTABLE) AS1 SPP	ENS6882-SPP
	ENS LISSE ARTICULEE 2M (AVEC TUBE ALU) AS1 SPP	2M ARTICULATED BOOM ASSEMBLY (WITH ALUMINUM TUBE) AS1 SPP	LIS6688-2M-SPP
	ENS LISSE ARTICULEE 3M (AVEC TUBE ALU) AS1 SPP	3M ARTICULATED BOOM ASSEMBLY (WITH ALUMINUM TUBE) AS1 SPP	LIS6688-3M-SPP

	ENS LISSE ARTICULEE 4M (AVEC TUBE ALU) AS1 SPP	4M ARTICULATED BOOM ASSEMBLY (WITH ALUMINUM TUBE) AS1 SPP	LIS6688-4M-SPP
	ENS LISSE ARTICULEE 5M (AVEC TUBE ALU) AS1 SPP	5M ARTICULATED BOOM ASSEMBLY (WITH ALUMINUM TUBE) AS1 SPP	LIS6688-5M-SPP
	ENS LISSE ARTICULEE 4M KIT (AVEC TUBE ALU) AS1 SPP	4M ARTICULATED BOOM ASSEMBLY KIT (WITH ALUMINUM TUBE) AS1 SPP	ENS6882-SPP


*Lisse semi-renforcée Alu 175x60 /Semi- reinforced Aluminum
Booms 175×60*

	ENS LISSE SEMI RENFORCE + VIS 2M AS1 SPP	2M SEMI-REINFORCED BOOM ASSEMBLY + SCREWS AS1 SPP	LIS1967-2-SPP
	ENS LISSE SEMI RENFORCE + VIS 3M AS1 SPP	3M SEMI-REINFORCED BOOM ASSEMBLY + SCREWS AS1 SPP	LIS1967-3-SPP
	ENS LISSE SEMI RENFORCE + VIS 4M AS1 SPP	4M SEMI-REINFORCED BOOM ASSEMBLY + SCREWS AS1 SPP	LIS1967-4-SPP


Module Led / LED Module

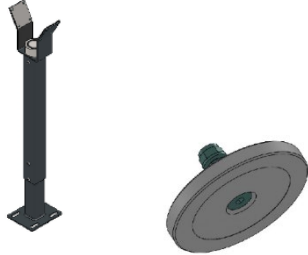
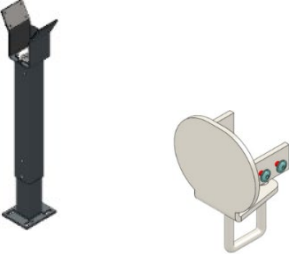


	<p>MODULE ECLAIRAGE LISSE LED ROUGE CTE + VIS (SPP)</p>	<p>RED LED RAIL LIGHTING MODULE CTE + SCREWS (SPP)</p>	<p>0/7140/291-KIT</p>
<p>SERIE 4030 Câbles haut-parleurs plats</p> 	<p>BOBINE DE 100M CABLE HP 2X0, 5 MM² AS1 SPP</p>	<p>100 M REEL OF HP CABLE 2x0.5 MM² AS1 SPP</p>	<p>CAB4394-10M-SPP</p>

Bandeau LED / LED Strip

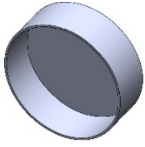
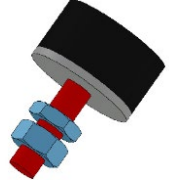
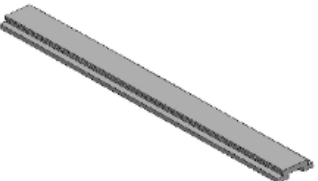


	<p>ENS. LED SOUS LISSE 2M + OUTIL AS1 SPP</p>	<p>2M UNDER-RAIL LED ASSEMBLY + TOOL AS1 SPP</p>	<p>LIA-E-0115875-2-SPP</p>
	<p>ENS. LED SOUS LISSE 3M + OUTIL AS1 SPP</p>	<p>3M UNDER-RAIL LED ASSEMBLY + TOOL AS1 SPP</p>	<p>LIA-E-0115875-3-SPP</p>
	<p>ENS. LED SOUS LISSE 4M + OUTIL AS1 SPP</p>	<p>4M UNDER-RAIL LED ASSEMBLY + TOOL AS1 SPP</p>	<p>LIA-E-0115875-4-SPP</p>
	<p>ENS. LED SOUS LISSE 5M + OUTIL AS1 SPP</p>	<p>5M UNDER-RAIL LED ASSEMBLY + TOOL AS1 SPP</p>	<p>LIA-E-0115875-5-SPP</p>
	<p>ENS. LED SOUS LISSE 6M + OUTIL AS1 SPP</p>	<p>6M UNDER-RAIL LED ASSEMBLY + TOOL AS1 SPP</p>	<p>LIA-E-0115875-6-SPP</p>
	<p>ENS. LED SOUS LISSE 7M + OUTIL AS1 SPP</p>	<p>7M UNDER-RAIL LED ASSEMBLY + TOOL AS1 SPP</p>	<p>LIA-E-0115875-7-SPP</p>

Filet Alu / Aluminum Skirts







	<p>ENS.FILET RIGIDE PR LISSE RONDE 2M</p>	<p>2M RIGID SKIRT FOR ROUND RAIL ASSEMBLY</p>	<p>EA0281/000-SPP</p>
	<p>ENS.FILET RIGIDE PR LISSE RONDE 3M</p>	<p>3M RIGID SKIRT FOR ROUND RAIL ASSEMBLY</p>	<p>EC0281/000-SPP</p>
	<p>ENS.FILET RIGIDE PR LISSE RONDE 4M</p>	<p>4M RIGID SKIRT FOR ROUND RAIL ASSEMBLY</p>	<p>EE0281/000-SPP</p>










<i>Lyre / Tip</i>			
	LYRE ELECTRO-MAGNETIQUE Ø80 REGLABLE BL12XBLS C5 RAL 7016	ADJUSTABLE Ø80 ELECTROMAGNETIC TIP BL12XBLS C5 RAL 7016	LY-EMR-AS1-SPP
	CONTREPLAQUE AVEC VISSERIE	MOUNTING PLATE WITH FIXINGS	AME-E-0116253-SPP
	LYRE ELECTRO MECANIQUE VERROUILLABLE ENS0448 C5 RAL 7016	LOCKABLE ELECTROMECHANICAL TIP ENS0448 C5 RAL 7016	LY-EMV-P0004
	EMBOUT DE LYRE POUR LEM	LEM TIP END WITH HARDWARE	LIS0378-C00001-SPP
	ENS. LYRE STANDARD PR LISSE RONDE BLS AS1 SPP	STANDARD TIP ASSEMBLY FOR ROUND RAIL BLS AS1 SPP	AME-E-0109833-SPP
	ENS.LYRE ARTICULEE	ARTICULED TIP ASSEMBLY	AME-E-0114159-SPP

3. Accessoires & Kit & Options/Accessories & Kit & Options

Accessoires / Accessories			
	BOUCHON TUBE Ø83.5	Ø83.5 TUBE END CAP	BCH-E-0140710
	BUTE CAOUTCHOUC REGLABLE Ø40X20 FILETAGE M10 BL22726X + VIS (SPP)	ADJUSTABLE RUBBER STOP Ø40×20, M10 THREAD BL22726X + SCREWS (SPP)	ACM0799-KIT
	ENS CACHE RAINURE LISSE 2/3/4M AS1 SPP	2/3/4 M BOOM GROOVE COVER ASSEMBLY AS1 SPP	CCH-E-0119119-2/3/4M-SPP
	ENS CACHE RAINURE LISSE 5/6/7M AS1 SPP	5/6/7 M BOOM GROOVE COVER ASSEMBLY AS1 SPP	CCH-E-0119119-5/6/7M-SPP
	ENS JONCTION LISSE D83,5 + VIS AS1 SPP	Ø83.5 BOOM JUNCTION ASSEMBLY + SCREWS AS1 SPP	ACA-E-0107674-SPP
	TUBE DE 2M DIAM 84 EN 3MM AS1 SPP	2 M TUBE ASSEMBLY Ø84, 3 MM THICK AS1 SPP	LIS-E-0118876-02-SPP






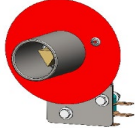

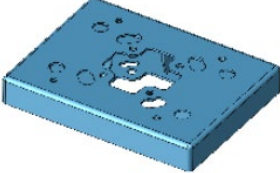

Options basiques / Basic Options

	<p>FEU DE SIGNALISATION Ø200 LED R/V - FIXE A GAUCHE SUR BL SPP</p>	<p>Ø200 LED TRAFFIC LIGHT R/G MOUNTED ON THE LEFT SIDE OF THE BL SPP</p>	<p>ENS6803-1-1-SPP</p>
	<p>FEU DE SIGNALISATION Ø200 LED R/V - FIXE A DROITE SUR BL SPP</p>	<p>Ø200 LED TRAFFIC LIGHT R/G MOUNTED ON THE RIGHT SIDE OF THE BL SPP</p>	<p>ENS6803-2-1-SPP</p>
	<p>FEU DE SIGNAL. Ø200 - LED ORANGE - FIXE A GAUCHE SUR BL SPP</p>	<p>Ø200 LED AMBER SIGNAL LIGHT MOUNTED ON THE LEFT SIDE OF THE BL SPP</p>	<p>ENS6819-1-1-SPP</p>
	<p>FEU DE SIGNAL. Ø200 - LED ORANGE - FIXE A DROITE SUR BL SPP</p>	<p>Ø200 LED AMBER SIGNAL LIGHT MOUNTED ON THE RIGHT SIDE OF THE BL SPP</p>	<p>ENS6819-2-1-SPP</p>
	<p>FEU DE SIGNAL. Ø300 - R24 ROUGE - FIXE A GAUCHE SUR BL SPP</p>	<p>Ø300 R24 RED SIGNAL LIGHT MOUNTED ON THE LEFT SIDE OF THE BL SPP</p>	<p>ENS6835-1-1-SPP</p>
	<p>FEU DE SIGNAL. Ø300 - R24 ROUGE - FIXE A DROITE SUR BL SPP</p>	<p>Ø300 R24 RED SIGNAL LIGHT MOUNTED ON THE RIGHT SIDE OF THE BL SPP</p>	<p>ENS6835-2-1-SPP</p>


	ENS POTEAU HT 2M70 FEU BICOLOR PERCE POUR FEU ACCOR Ø200 + VIS SPP	2.70 M POST ASSEMBLY WITH BI-COLOR LIGHT, DRILLED FOR Ø200 ACCOR LIGHT + SCREWS SPP	SIG3144-C-SPP
	FEU DE SIG. Ø200MM R/V+FLASH OR+SIR. - FIXE A GAUCHE SPP	Ø200 MM R/G SIGNAL LIGHT + AMBER FLASH + SIREN LEFT-SIDE MOUNTED SPP	ENS6839-1-1-SPP
	FEU DE SIG. Ø200MM R/V+FLASH OR+SIR. - FIXE A DROITE SPP	Ø200 MM R/G SIGNAL LIGHT + AMBER FLASH + SIREN RIGHT-SIDE MOUNTED SPP	ENS6839-2-1-SPP
	FEU BICOLOR RV LEDS ACCOR Ø200 + VIS SPP	Ø200 ACCOR RED/GREEN BI-COLOR LED LIGHT + SCREWS SPP	SIG0691-SPP
	FEU ORANGE ACCOR Ø200 SPP	Ø200 ACCOR AMBER LIGHT SPP	SIG1797-SPP
	FEU R24 ROUGE Ø300 SPP	Ø300 R24 RED SIGNAL LIGHT	SIG2060-SPP
	FEUX DE PASSAGE R/V AVEC FLASH ORANGE + SIRENE - V2.0 - SPP)	R/G PASSAGE SIGNAL LIGHTS WITH AMBER FLASH + SIREN V2.0 SPP	SIG4567-SPP
	ALARME SONORE 100DB PENDANT FERMETURE - MONTAGE INTERNE SPP)	100 DB AUDIBLE ALARM DURING CLOSING INTERNAL MOUNTING SPP	ENS6821-SPP
	ALARME SONORE 105DB Ø265 TYPE G2 - MONTAGE EXTERNE SPP	105 DB AUDIBLE ALARM Ø265 TYPE G2 EXTERNAL MOUNTING -SPP	ENS6834-SPP

	KIT PANNEAU ALU Ø450 TYPE B1 + VIS POUR LISSE Ø83 SPP	Ø450 ALUMINUM SIGN PANEL KIT TYPE B1 + SCREWS FOR Ø83 RAIL SPP	SIG1169B1-003-SPP
	KIT PANNEAU ALU Ø450 TYPE B1 + VIS POUR LISSE FDV SPP	Ø450 ALUMINUM TYPE B1 SIGN PANEL KIT + SCREWS FOR FIBREGLASS RAIL SPP	SIG1169B1-005-SPP
	CHAUFFAGE THERMOSTATE FONCTIONNEMENT JUSQU'A - 35 °C SPP	THERMOSTATED HEATER OPERATING DOWN TO 35 °C SPP	ENS6766-SPP
	OUVERTURE URGENCE POMPIER ENCASTREE - TRICOISE 11MM SPP	RECESSED FIREFIGHTER EMERGENCY OPENING 11 MM FIREFIGHTER TRIANGULAR KEY SPP	ENS6777-SPP
	OUVERTURE URGENCE POMPIER ENCASTREE - A CLE DIN18252/DE SPP	RECESSED FIREFIGHTER EMERGENCY OPENING DIN18252/DE KEY SPP	ENS6842-SPP
	INTERRUPTEUR A CLEF SUR FUT (OUV / AUTO / FERM) SPP	KEY SWITCH ON BARREL (OPEN / AUTO / CLOSE) SPP	ENS6784-SPP
	EMETTEUR BI CANAUX S449 TRQ4492PO A CODES SEQUENTIELS	S449 DUAL-CHANNEL TRANSMITTER TRQ4492PO WITH SEQUENTIAL CODES	4E5445
	RECEPTEUR RADIO 2 CANAUX + ANTENNE SPP	2-CHANNEL RADIO RECEIVER + ANTENNA SPP	ENS6785-SPP
	CELLULE PHOTO-ELECTRIQUE - EMETTEUR / RECEPTEUR SPP	PHOTOELECTRIC CELL TRANSMITTER / RECEIVER SPP	ENS6799-SPP
	CELLULE PHOTO-ELECTRIQUE - REFLEX SPP	REFLEX PHOTOELECTRIC CELL SPP	ENS6800-SPP

	ENS. DÉTECTEUR ULTRASON PR MONTAGE SUR PORTE BLS SPP	ULTRASONIC SENSOR ASSEMBLY FOR BLS DOOR MOUNTING SPP	AEM-E-0116721-SPP
	ENS. DETECTEUR ULTRASON MONTAGE SUR FÛT	ULTRASONIC SENSOR ASSEMBLY FOR BARREL MOUNTING	AEM-E-0109152-SPP
	RECEPTEUR RADIO 4 CANAUX + ANTENNE SPP	4-CHANNEL RADIO RECEIVER + ANTENNA SPP	ENS6786-SPP
	DETECTEUR DE PRESENCE SUR RAIL - MONO CANAL SPP	PRESENCE DETECTOR ON RAIL SINGLE CHANNEL SPP	ENS6797-SPP
	DETECTEUR DE PRESENCE SUR RAIL - DOUBLE CANAL SPP	PRESENCE DETECTOR ON RAIL DUAL CHANNEL SPP	ENS6798-SPP
	DETECTEUR ULTRASONIQUE AVEC CABLE	ULTRASONIC SENSOR WITH CABLE	4E5210
	CELLULE PHOTO-ELECTRIQUE - EMETTEUR / RECEPTEUR	PHOTOELECTRIC SENSOR TRANSMITTER / RECEIVER	4E5533-KIT
	CELLULE PHOTO-ELECTRIQUE - REFLEX SPP	REFLEX PHOTOELECTRIC CELL SPP	ENS6800-SPP
	RECEPTEUR RADIO 4 CANAUX + ANTENNE SPP	4-CHANNEL RADIO RECEIVER + ANTENNA SPP	ENS6786-SPP

	EMETTEUR 4 CANAUX S449 TXC449400	S449 4-CHANNEL TRANSMITTER TXC449400	ELE1365
	ANTENNE SPP	ANTENNA SPP	4E4755
	DETECTEUR LASER	LASER DETECTOR	0/7140/439
	ENS. EVOLOOP + EMB. + JOINT + VIS. + PASSE FIL	EVOLOOP ASSY + FITTING + SEAL + SCREWS + CABLE GLAND	DIV-E-0140269
	DIFFUSEUR	DIFFUSER	CCH-E-0124002
	ENS.PICTOS D'ORIENTATION SUR FUT BL PHOENIX (1 PAR SENS)	SET OF ORIENTATION PICTOGRAMS ON FUT (1 BY WAY)	E/7116/956
	OUVERTURE URGENCE POMPIER ENCASTREE TRICOISES 11MM SPP	RECESSED FIREFIGHTER EMERGENCY OPENING 11 MM TRIANGULAR KEY SPP	ENS6777-SPP
	INTERRUPTEUR A CLEF SUR FUT (OUV / AUTO / FERM) SPP	BARRIER-MOUNTED KEY SWITCH (OPEN / AUTO / CLOSE) SPP	ENS6784-SPP
	ENS. SOCLE DE SURELEVATION SPP. RAL 7016 HAUTEUR 60MM C5 RAL 7016 STRUCTURE BRILLANT AS1 SPP	ENS. SPP RAISED BASE. RAL 7016 HEIGHT 60 MM C5 RAL 7016 GLOSSY STRUCTURE AS1 SPP	AME-E-0116460-SPP
	POTELET CELLULE 1M00 PEINT + MSA PEINT C5 RAL 7016 STRUCTURE BRILLANT	CELL POST 1M00 PAINTED + MSA PAINTED C5 RAL 7016 GLOSSY STRUCTURE	3F0203-1-P0004

4. Kit Visserie

<i>Kit & visserie / Kit & Screws</i>			
	KIT VISSERIE GLOBAL FUT AS1 SPP	COMPLETE BARRIER FASTENING HARDWARE KIT AS1 SPP	BTE6905-SPP
	KIT VISSERIE PLATINE PHOENIX-1 AS1 SPP	PHOENIX-1 AS1 SPP PLATE FASTENING SCREW KIT	BTE6906-SPP
	ENS. KIT MOTOREDUCTEUR BOHEZ BRUSHLESS 120W- 24VDC AS1 SPP	BOHEZ BRUSHLESS GEAR MOTOR 120 W-24 VDC KIT ASSEMBLY AS1 SPP	0/7051/358-SPP
	ENS. KIT MOTOREDUCTEUR ZD 400W RAPPORT DE REDUCTION 50 Z6BLD400- 24GUL AS1 SPP	ZD 400 W GEAR MOTOR KIT ASSEMBLY – REDUCTION RATIO 50 Z6BLD400-24GUL AS1 SPP	0/7116/347-SPP
	KIT VISSERIE FIXATION LISSE CENTRALE 175X60 SUR SUPPORT AS1 SPP	175×60 CENTRAL FIXING BOOM FASTENING HARDWARE KIT FOR SUPPORT AS1 SPP	BTE6474-SPP
	KIT VISSERIE FIXATION LISSE CENTRALE FIBRE DE VERRE SUR SUPPORT AS1 SPP	FIBERGLASS CENTRAL BOOM FIXING KIT FOR AS1 SPP SUPPORT	BTE6903-SPP
	KIT VISSERIE LISSE CENTRALE ALU Ø83.5 SUR SUPPORT AS1 SPP	Ø83.5 ALUMINUM CENTRAL BOOM FASTENING HARDWARE KIT FOR SUPPORT AS1 SPP	BTE6904-SPP